


Quick-Read™ Precision Grid

for Microscopic Urinalysis

NEW!

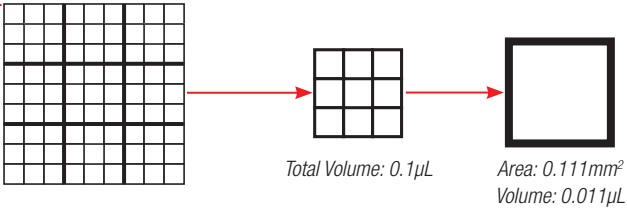
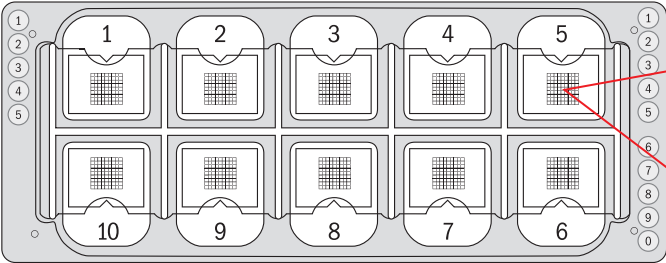


Quick-Read™ Precision Grid Urinalysis Microscope Slide

Designed to provide accuracy, uniformity and safety in the microscopic examination of urinary sediment.

Made of optically clear acrylic for optimal viewing, the slide consists of ten chambers. Each chamber has a grid with 81 well defined, pre-measured squares. Each pre-measured square holds a specific volume of urinary sediment which facilitates the convenient and rapid microscopic examination of the cellular elements in each specimen.

Item #	Description	Unit
3800	Quick-Read™ Precision Grid microscope slide, 100 slides/box for 1000 tests	100



Quick-Read™ Precision Cell

for Microscopic Urinalysis



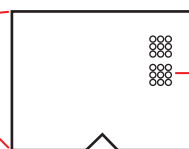
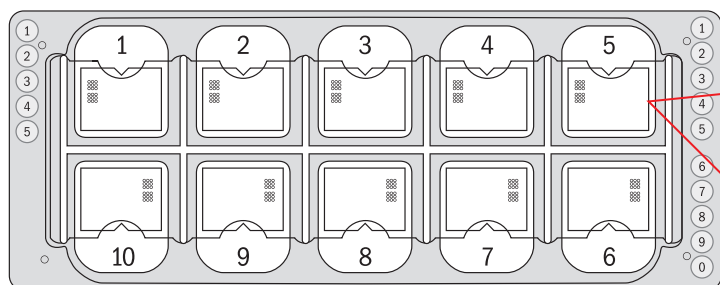
Quick-Read™ Precision Cell Urinalysis Microscope Slide

Designed to provide accuracy, uniformity and safety in the microscopic examination of urinary sediment.


Made from optically clear acrylic, the slide features 10 chambers with integrated coverslips. Within each chamber there are 18 circles that are all together visible at 100x magnification. These premeasured circles contain specific volumes of urinary sediment within its circumference that allows for the easy calculation of cellular elements present in 1mL of urine.



Item #	Description	Unit
3805	Quick-Read™ microscope slide, 100 slides/box for 1000 tests	100



Area: 63mm²
Volume: 6.3µL



Total Area: 1.0mm²
Total Volume: 0.1µL



Area: 0.111mm²
Volume: 0.011µL